

Data sheet

Pantry tops

Limattec
Küchen- und Haushaltstechnik

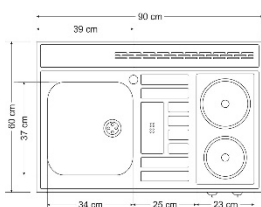


Available in widths

- 90 cm
- 100 cm
- 120 cm
- 150 cm

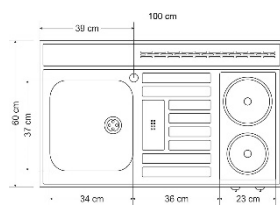
Available colors

- Stainless steel



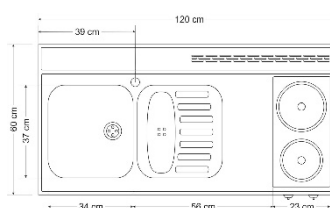
90 cm

min. 7 kg / max. 11 kg



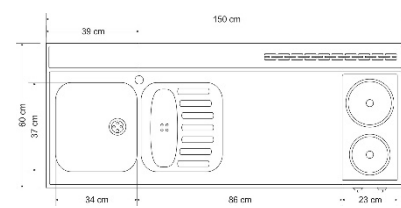
100 cm

min. 8 kg / max. 11 kg



120 cm

min. 9 kg / max. 12 kg



150 cm

min. 11 kg / max. 15 kg

The pantry top consists of

- The Pantry, VDE-GS approved, comprises the rust-free 0.7 mm stainless steel 1.4301 and is deep-drawn from a single piece. The stove-sink unit combination includes a recessed basin (340x370x150mm), a left-over basin with a top overflow, a recessed drip surface and a recessed cooking hob. Tap hole of 35 mm present.

Left or right oven parts possible.

	size (in mm)	power in watt	Heat protection	Residual heat display	switch
Double electric	Ø145 / 180	1000/1200	yes	yes	7-cycle
Double ceramic	Ø145 / 180	1200/1800	yes	yes	7-cycle
Tea pantry (without)	-	-	-	-	-

We reserve the right to change the fluting of the draining board as well as the positioning of the tap hole due to product improvements.

The Pantry is assembled and packaged plug-ready.

An outlet and overflow set and operating instructions are also enclosed. Supplied without valve and siphon..